

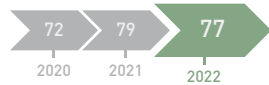
2022 GRESB Standing Investments Benchmark Report

Park Hotels & Resorts | Park Hotels & Resorts

GRESB Rating



Participation & Score



Peer Comparison

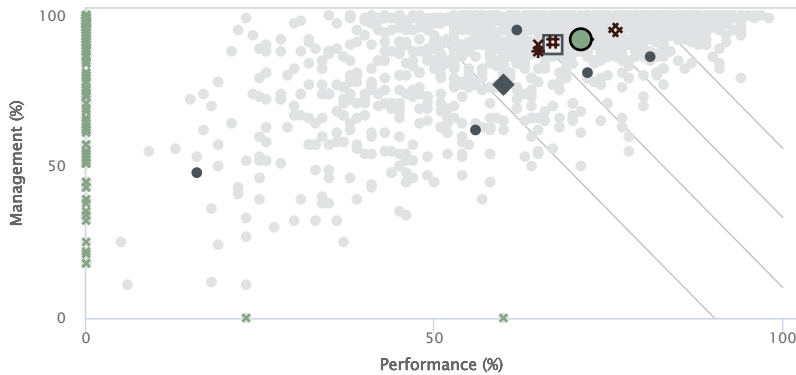


Americas | Hotel

Out of 6

Status: Listed	Location: United States of America	Property Type: Hotel
--------------------------	--	--------------------------------

GRESB Model



- This Entity
- ◆ Peer Group Avg.
- Peer Group
- GRESB Average
- GRESB Universe
- + Asia
- × Europe
- * Americas
- ⊠ Oceania
- ⊞ Globally diversified
- × Entities with only one component submitted



GRESB Score

GRESB Average 74

Green Star

Peer Average 65



Management Score

GRESB Average 27

Benchmark Average 26

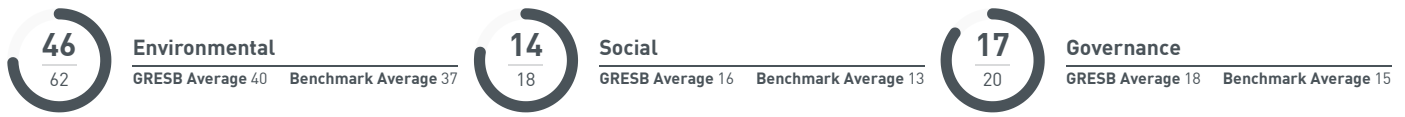


Performance Score

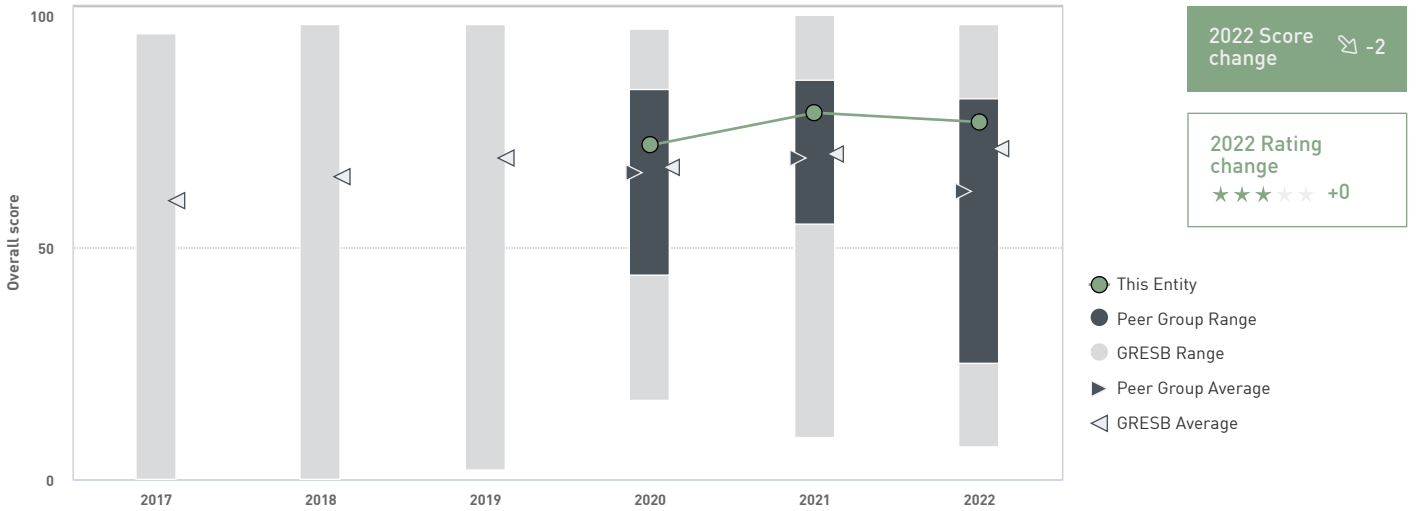
GRESB Average 47

Benchmark Average 42

ESG Breakdown



Trend



Note: In 2020, the GRESB Assessment structure fundamentally changed, establishing a new baseline for measuring Performance. As a result, GRESB advises against a direct comparison between 2020 GRESB Scores and prior year results. For more information, see the 2020 Benchmark Reports.

Aspect, Strengths & Opportunities

